

# THOMSON REUTERS WORLD-CHECK ONE CONNECTION RISK ANALYZER

Connection Risk Analyzer (CRA) from World-Check® One creates a visual snapshot of all potential risks associated with a single profile. Users can now explore multiple connection levels and profiles at the same time, while easily pinpointing the information that is relevant to their needs.

When building a comprehensive picture of risk, it is necessary to view the broad spectrum of potential risks, as well as hone in on areas of specific concern. Multiple connections and extensive networks can be difficult to analyze, and there is a real danger of missing hidden risk. Connection Risk Analyzer (CRA) produces a bird's-eye view that allows you to understand potential risk at a glance and then drill down where necessary. This is the power of visualization.

### KEY FEATURES

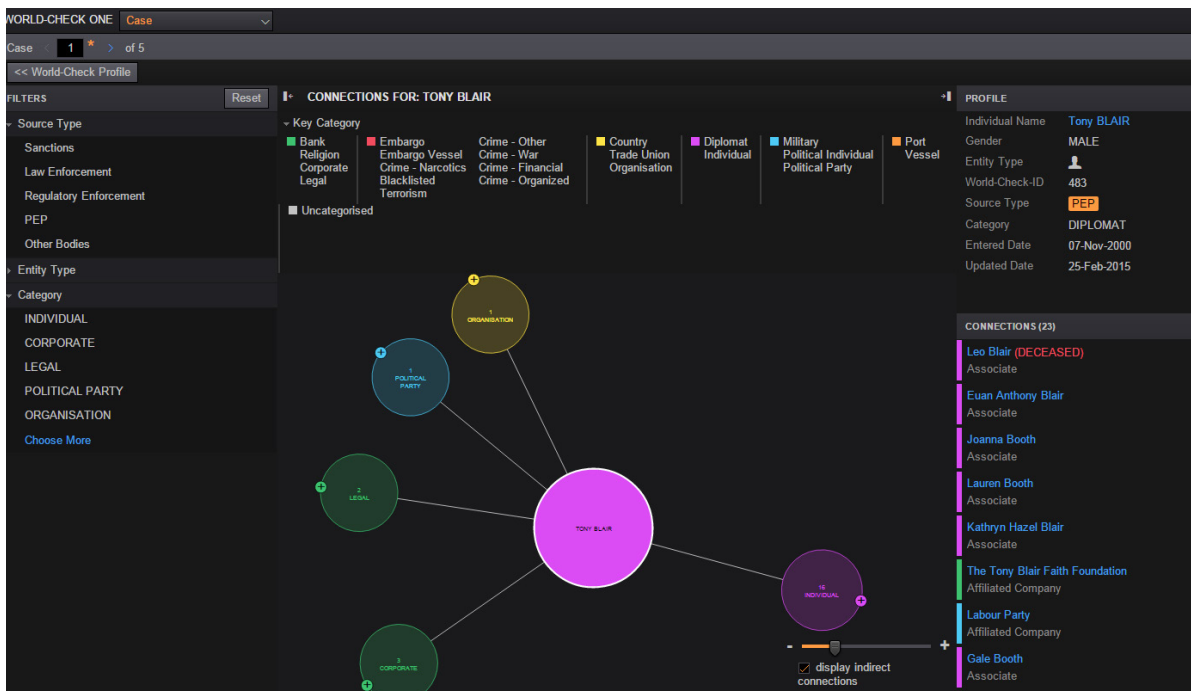
- The ability to easily view all connections and mini profiles
- Immediate access to full World-Check profiles
- Category color-coding for ease of use
- Zooming function
- Export of key connection chains

### HOW IT WORKS

- Click the **CRA** button, now available on the Connection/ Relationships tab on the World-Check profile.

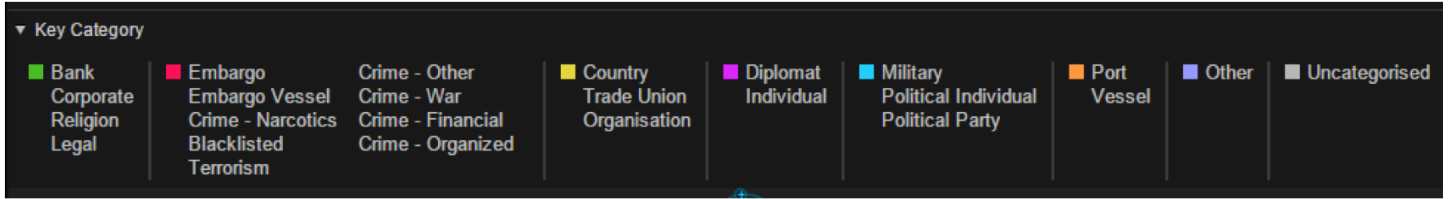
Key Data	CONNECTIONS / RELATIONSHIPS Connection Risk Analyzer		
Biography	Linked Companies	Connection	Category
Aliases	LABOUR PARTY	Affiliated Company	POLITICAL PARTY
Keywords	AFRICA GOVERNANCE INITIATIVE	Affiliated Company	CORPORATE
Connections / Relationships	THE TONY BLAIR FAITH FOUNDATION	Affiliated Company	CORPORATE
Sources	TONY BLAIR ASSOCIATES	Affiliated Company	ORGANISATION
	TONY BLAIR SPORTS FOUNDATION	Affiliated Company	CORPORATE
	Linked Individuals	Connection	Category

- A collapsible Key is available for quick identification of the category groupings (consistent with World-Check Online categories).

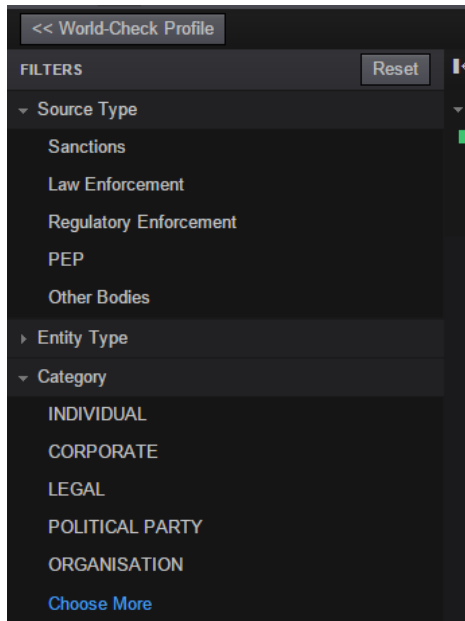


Continued

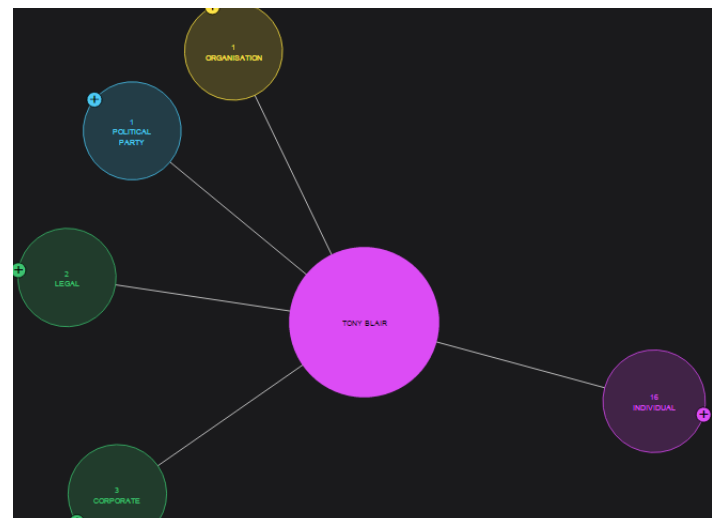
- There are two additional categories: **Other** (where a new category has been added to the World-Check Data-File, but is yet to become part of one of the existing groupings) and **Uncategorized** (ensures profiles are not missed in exceptional cases where the category information is absent in the Data-File).




- Filters are available to focus on the risks relevant to your organization. The **Filters** pane can slide when not needed by clicking on the left arrow near the reset button.



- The profile is connected to one or more category group nodes. The number of connections is displayed on the node; simply click **+** to view the connections.

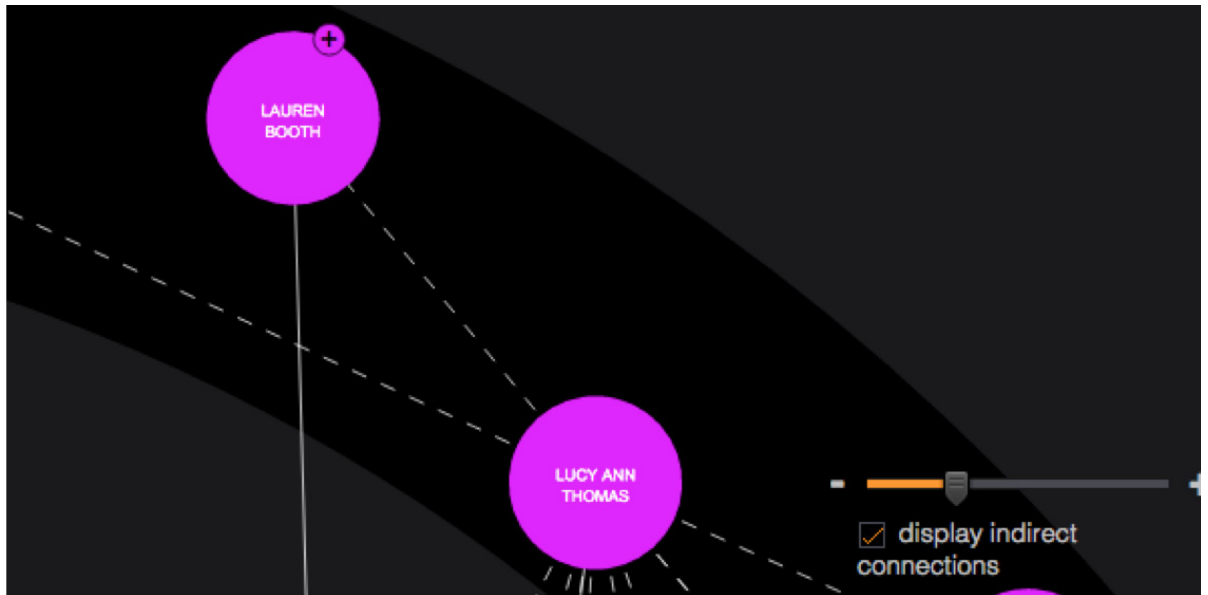


- Connections can be expanded up to three levels.



Continued


- Indirect connections are also displayed and indicated by a dotted line. It is possible to turn this off by using the **display indirect connections** checkbox.



- The CRA page mini profile gives a summary of key information on the selected node.
- The Connections list displays all the connections for the selected node. These are also color-coded for quick category identification.

- If there are more than 100 connections, these are listed in Connections rather than the visualization in order to keep the display manageable.
- On both the mini profile and Connections, clicking on the name opens the full World-Check profile.

- Click on a node to see the critical path to the starting profile. This path can also be exported.



**BROWSER SUPPORT**

CRA is supported by Internet Explorer® (IE9 and above \*), Chrome™, Firefox®, and Safari®.

\*Please note: Microsoft® has now stopped providing support for several versions of Internet Explorer, including Internet Explorer 8, 9, and 10 which means that Windows® users will need to run IE 11 to continue receiving security updates and technical support.

Internet Explorer, Microsoft, and Windows are registered trademarks of Microsoft Corporation in the United States and other countries. Chrome is a trademark of Google, Inc. Firefox is a registered trademark of the Mozilla Foundation. Safari is a trademark of Apple Inc., registered in the U.S. and other countries.

**RISK MANAGEMENT SOLUTIONS FROM THOMSON REUTERS**

Risk Management Solutions bring together trusted regulatory, customer and pricing data, intuitive software and expert insight and services – an unrivaled combination in the industry that empowers professionals and enterprises to confidently anticipate and act on risks – and make smarter decisions that accelerate business performance.

For more information, contact your representative or visit us online at [risk.thomsonreuters.com](http://risk.thomsonreuters.com)

The intelligence, technology and human expertise you need to find trusted answers.

